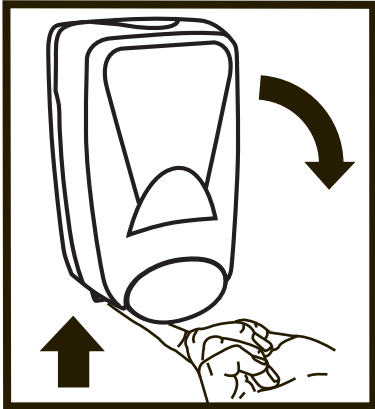



GOJO FMX-12™ REFILL LOADING INSTRUCTIONS

These instructions apply to GOJO®, PURELL®, PROVON® and MICRELL® brand FMX-12 dispensers.

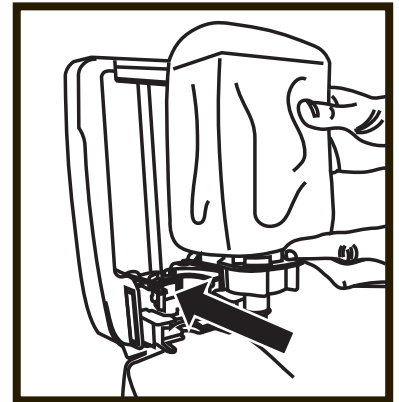
Please read all instructions carefully before loading the refill.



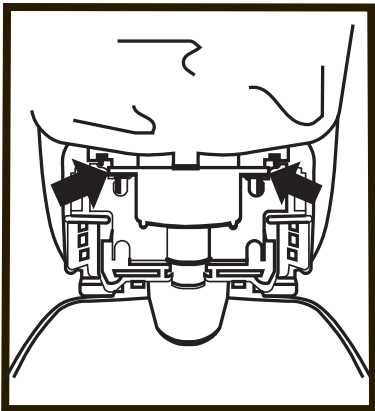
- 1.** Press button on bottom of dispenser to open cover. Alternatively, use separate key tab to unlock cover.



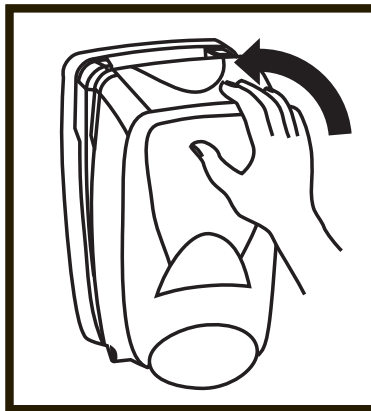
- 2.** Remove cap from refill bottle.



- 3.** Insert refill into dispenser with nozzle in front.



- 4.** Push nozzle and refill down until fully seated.



- 5.** Close dispenser cover.



GOJO Industries, Inc.
One GOJO Plaza, Suite 500
P.O. Box 991 • Akron, OH 44309-0991
Tel: 1-330-255-6000 • Toll-free: 1-800-321-9647
Fax: 1-800-FAX-GOJO

©2014. GOJO Industries, Inc. All rights reserved.